



KENYA  
METEOROLOGICAL  
DEPARTMENT

*For further info:*

*Contact: Daniel M. Mbithi*

*Mobile No. 0715255171*

*Email: mbithi\_d@yahoo.com*

County Director of Meteorological Services Kitui County

## Weekly Weather forecast for Kitui County

### 1.1 PART I: WEEKLY FORECAST FOR THE PERIOD 21<sup>ST</sup> to 27<sup>th</sup> October 2025 Weather forecast Table

Sub County	Ward	Probable Total weekly amount (mm)	Probable weather Notes: Light rains <1-5 mm; Moderate rains 5-20 mm; Heavy rains 20-50 mm; Very heavy rains >50 mm							Winds (km/h kilometers per hour)	Temp (Tmax °C & Tmin °C)
			Tue	Wed	Thur	Fri	Sat	Sun	Mon	Weekly	Weekly
Mwingi West	Nguutani	0.0 mm	Sunny & Dry	Sunny & Dry	Sunny & Dry	Sunny & Dry	Sunny & Dry	Sunny & Dry	Sunny & Dry	Easterly 21.6 km/h	Max 27-34 °C Min 16-20 °C
	Kyome/Thaana	0.0 mm	Sunny & Dry	Sunny & Dry	Sunny & Dry	Sunny & Dry	Sunny & Dry	Sunny & Dry	Sunny & Dry		
	Kiomo/Kyethani	0.0 mm	Sunny & Dry	Sunny & Dry	Sunny & Dry	Sunny & Dry	Sunny & Dry	Sunny & Dry	Sunny & Dry		
	Migwani	0.0 mm	Sunny & Dry	Sunny & Dry	Sunny & Dry	Sunny & Dry	Sunny & Dry	Sunny & Dry	Sunny & Dry		
Mwingi North	Ngomeni	0.0 mm	Sunny & Dry	Sunny & Dry	Sunny & Dry	Sunny & Dry	Sunny & Dry	Sunny & Dry	Sunny & Dry	Easterly 25.2 km/h	Max 31-36 °C Min 19-24 °C
	Kyuso	0.0 mm	Sunny & Dry	Sunny & Dry	Sunny & Dry	Sunny & Dry	Sunny & Dry	Sunny & Dry	Sunny & Dry		
	Tseikuru	0.0 mm	Sunny & Dry	Sunny & Dry	Sunny & Dry	Sunny & Dry	Sunny & Dry	Sunny & Dry	Sunny & Dry		
	Tharaka	0.0 mm	Sunny & Dry	Sunny & Dry	Sunny & Dry	Sunny & Dry	Sunny & Dry	Sunny & Dry	Sunny & Dry		
	Mumoni	0.0 mm	Sunny & Dry	Sunny & Dry	Sunny & Dry	Sunny & Dry	Sunny & Dry	Sunny & Dry	Sunny & Dry		
Mwingi Central	Central	0.0 mm	Sunny & Dry	Sunny & Dry	Sunny & Dry	Sunny & Dry	Sunny & Dry	Sunny & Dry	Sunny & Dry		
	Kivou	0.0 mm	Sunny & Dry	Sunny & Dry	Sunny & Dry	Sunny & Dry	Sunny & Dry	Sunny & Dry	Sunny & Dry		
	Mui	0.0 mm	Sunny & Dry	Sunny & Dry	Sunny & Dry	Sunny & Dry	Sunny & Dry	Sunny & Dry	Sunny & Dry		

Sub County	Ward	Probable Total weekly amount (mm)	Probable weather Notes: Light rains <1-5 mm; Moderate rains 5-20 mm; Heavy rains 20-50 mm; Very heavy rains >50 mm							Winds (km/h kilometers per hour)	Temp (Tmax °C & Tmin °C)
			Tue	Wed	Thur	Fri	Sat	Sun	Mon	Weekly	Weekly
	Waita	0.0 mm	Sunny & Dry	Sunny & Dry	Sunny & Dry	Sunny & Dry	Sunny & Dry	Sunny & Dry	Sunny & Dry	Easterly 21.6 km/h	Max 31-36 °C Min 17-22 °C
	Nuu	0.0 mm	Sunny & Dry	Sunny & Dry	Sunny & Dry	Sunny & Dry	Sunny & Dry	Sunny & Dry	Sunny & Dry		
	Nguni	0.0 mm	Sunny & Dry	Sunny & Dry	Sunny & Dry	Sunny & Dry	Sunny & Dry	Sunny & Dry	Sunny & Dry		
Kitui South	Ikanga/Kyatune	0.0 mm	Sunny & Dry	Sunny & Dry	Sunny & Dry	Sunny & Dry	Sunny & Dry	Sunny & Dry	Sunny & Dry	Easterly 25.2 km/h	Max 32-36 °C Min 17-22 °C
	Mutomo/Kibwea	0.0 mm	Sunny & Dry	Sunny & Dry	Sunny & Dry	Sunny & Dry	Sunny & Dry	Sunny & Dry	Sunny & Dry		
	Kanziko/Simisi	0.0 mm	Sunny & Dry	Sunny & Dry	Sunny & Dry	Sunny & Dry	Sunny & Dry	Sunny & Dry	Sunny & Dry		
	Mutha	0.0 mm	Sunny & Dry	Sunny & Dry	Sunny & Dry	Sunny & Dry	Sunny & Dry	Sunny & Dry	Sunny & Dry		
	Ikutha	0.0 mm	Sunny & Dry	Sunny & Dry	Sunny & Dry	Sunny & Dry	Sunny & Dry	Sunny & Dry	Sunny & Dry		
	Athi	0.0 mm	Sunny & Dry	Sunny & Dry	Sunny & Dry	Sunny & Dry	Sunny & Dry	Sunny & Dry	Sunny & Dry		
Kitui East	Chuluni	0.0 mm	Sunny & Dry	Sunny & Dry	Sunny & Dry	Sunny & Dry	Sunny & Dry	Sunny & Dry	Sunny & Dry	Easterly 28.8 km/h	Max 30-36 °C Min 16-23 °C
	Nzambani	0.0 mm	Sunny & Dry	Sunny & Dry	Sunny & Dry	Sunny & Dry	Sunny & Dry	Sunny & Dry	Sunny & Dry		
	Mutito/Kaliku	0.0 mm	Sunny & Dry	Sunny & Dry	Sunny & Dry	Sunny & Dry	Sunny & Dry	Sunny & Dry	Sunny & Dry		
	Zombe/Mwitika	0.0 mm	Sunny & Dry	Sunny & Dry	Sunny & Dry	Sunny & Dry	Sunny & Dry	Sunny & Dry	Sunny & Dry		
	Voo/Kyamatu	0.0 mm	Sunny & Dry	Sunny & Dry	Sunny & Dry	Sunny & Dry	Sunny & Dry	Sunny & Dry	Sunny & Dry		
	Endau/Malalani	0.0 mm	Sunny & Dry	Sunny & Dry	Sunny & Dry	Sunny & Dry	Sunny & Dry	Sunny & Dry	Sunny & Dry		
Kitui Rural	Mbitini	0.0 mm	Sunny & Dry	Sunny & Dry	Sunny & Dry	Sunny & Dry	Sunny & Dry	Sunny & Dry	Sunny & Dry	Easterly 25.2 km/h	Max 29-34 °C Min 16-21 °C
	Kisasi	0.0 mm	Sunny & Dry	Sunny & Dry	Sunny & Dry	Sunny & Dry	Sunny & Dry	Sunny & Dry	Sunny & Dry		
	Kyangi	0.0 mm	Sunny & Dry	Sunny & Dry	Sunny & Dry	Sunny & Dry	Sunny & Dry	Sunny & Dry	Sunny & Dry		
	Yatta/Kwa Vonza	0.0 mm	Sunny & Dry	Sunny & Dry	Sunny & Dry	Sunny & Dry	Sunny & Dry	Sunny & Dry	Sunny & Dry		
Kitui West	Kauwi	0.0 mm	Sunny & Dry	Sunny & Dry	Sunny & Dry	Sunny & Dry	Sunny & Dry	Sunny & Dry	Sunny & Dry	Easterly 21.6 km/h	Max 27-32 °C Min 14-18 °C
	Mutonguni	0.0 mm	Sunny & Dry	Sunny & Dry	Sunny & Dry	Sunny & Dry	Sunny & Dry	Sunny & Dry	Sunny & Dry		
	Matinyani	0.0 mm	Sunny & Dry	Sunny & Dry	Sunny & Dry	Sunny & Dry	Sunny & Dry	Sunny & Dry	Sunny & Dry		
	Kwa Mutonga/Kithumula	0.0 mm	Sunny & Dry	Sunny & Dry	Sunny & Dry	Sunny & Dry	Sunny & Dry	Sunny & Dry	Sunny & Dry		
Kitui Central	Kyangwithya East	0.0 mm	Sunny & Dry	Sunny & Dry	Sunny & Dry	Sunny & Dry	Sunny & Dry	Sunny & Dry	Sunny & Dry		
	Kyangwithya West	0.0 mm	Sunny & Dry	Sunny & Dry	Sunny & Dry	Sunny & Dry	Sunny & Dry	Sunny & Dry	Sunny & Dry		

Sub County	Ward	Probable Total weekly amount (mm)	Probable weather Notes: Light rains <1-5 mm; Moderate rains 5-20 mm; Heavy rains 20-50 mm; Very heavy rains >50 mm							Winds (km/h kilometers per hour)	Temp (Tmax °C & Tmin °C)
			Tue	Wed	Thur	Fri	Sat	Sun	Mon	Weekly	Weekly
	Township	0.0 mm	<i>Sunny &amp; Dry</i>	<i>Sunny &amp; Dry</i>	<i>Sunny &amp; Dry</i>	<i>Sunny &amp; Dry</i>	<i>Sunny &amp; Dry</i>	<i>Sunny &amp; Dry</i>	<i>Sunny &amp; Dry</i>	Easterly 21.6 km/h	Max 29-34 °C Min 15-22 °C
	Mulango	0.0 mm	<i>Sunny &amp; Dry</i>	<i>Sunny &amp; Dry</i>	<i>Sunny &amp; Dry</i>	<i>Sunny &amp; Dry</i>	<i>Sunny &amp; Dry</i>	<i>Sunny &amp; Dry</i>	<i>Sunny &amp; Dry</i>		
	Miambani	0.0 mm	<i>Sunny &amp; Dry</i>	<i>Sunny &amp; Dry</i>	<i>Sunny &amp; Dry</i>	<i>Sunny &amp; Dry</i>	<i>Sunny &amp; Dry</i>	<i>Sunny &amp; Dry</i>	<i>Sunny &amp; Dry</i>		

## 1.2 Review for September 2025

The county remained generally dry. Both maximum and minimum temperatures were warmer than average over most parts of the county. Strong southerly to south-easterly winds with speeds exceeding 25 knots (12.86 m/s) were experienced occasionally over the county during the month.

## 1.3 Outlook for October 2025

Kitui county is likely to experience predominantly dry weather conditions during October. However, occasional rainfall may occur, with amounts expected to be near or slightly below the long-term average for the month.

## 1.4 Expected Onset Dates

The predicted onsets, cessations, and distribution of rainfall were derived from dynamical models and statistical analysis of past years. The analogue year selected was 2021, which exhibited characteristics similar to those expected in 2025. The rainfall outcomes from this analogue year are provided for reference only and should not be interpreted as part of the forecast; rather, they illustrate the range of possible outcomes under broadly similar global climate conditions.

Kitui county likely to realize the onset during the third to fourth week of November. However, a few areas may experience occasional rainfall at the beginning of the month which will be followed by a dry spell.

## 1.5 PART II: FURTHER ADVISORIES

### **SUMMARY ABOUT THE WEEKLY FORECAST:**

Sunny intervals are expected during the day while nights are likely to be partly cloudy. However, there is a possibility of morning rains as well as afternoon and night showers occurring over few places. Maximum temperatures are expected to range from 27°C - 36°C, while minimum temperatures are expected to range from 14°C - 24°C. Strong southerly to south-easterly winds with speeds exceeding 25 knots (12.86 m/s) are expected to persist in most parts of the County.

**NB. Expected OND 2025 season onset 3<sup>rd</sup> to 4<sup>th</sup> week November 2025; expected OND 2025 season cessation 3<sup>rd</sup> to 4<sup>th</sup> week December 2025; season duration 30 days; distribution poor in time and space; general outlook Below Normal!!!**

*Community members advised to inculcate the culture of being “weather – ready”, “climate – smart” and “water – wise” as we navigate the unfamiliar and chaotic environment of a changing climate. This will help them adapt to a changing climate while at the same time mitigating the adverse effects of Climate Change and Variability, hence becoming more resilient to the vagaries of Climate Change.*

In light of this weather forecast, farmers are also advised to consult with respective local extension officers from the County Ministry of Agriculture and Livestock at Ward and Sub-county level for more advice on the best farm practices.

**Ushauri wa Idara ya Utabiri wa Hali ya Hewa:**

Wakulima wanashauriwa waendelea na matayarisho ya mashamba yao kwa ajiri ya msimu za Vuli zinazotarajiwa mwezi wa Novemba.

**For further information, please contact:**



Daniel M. Mbithi

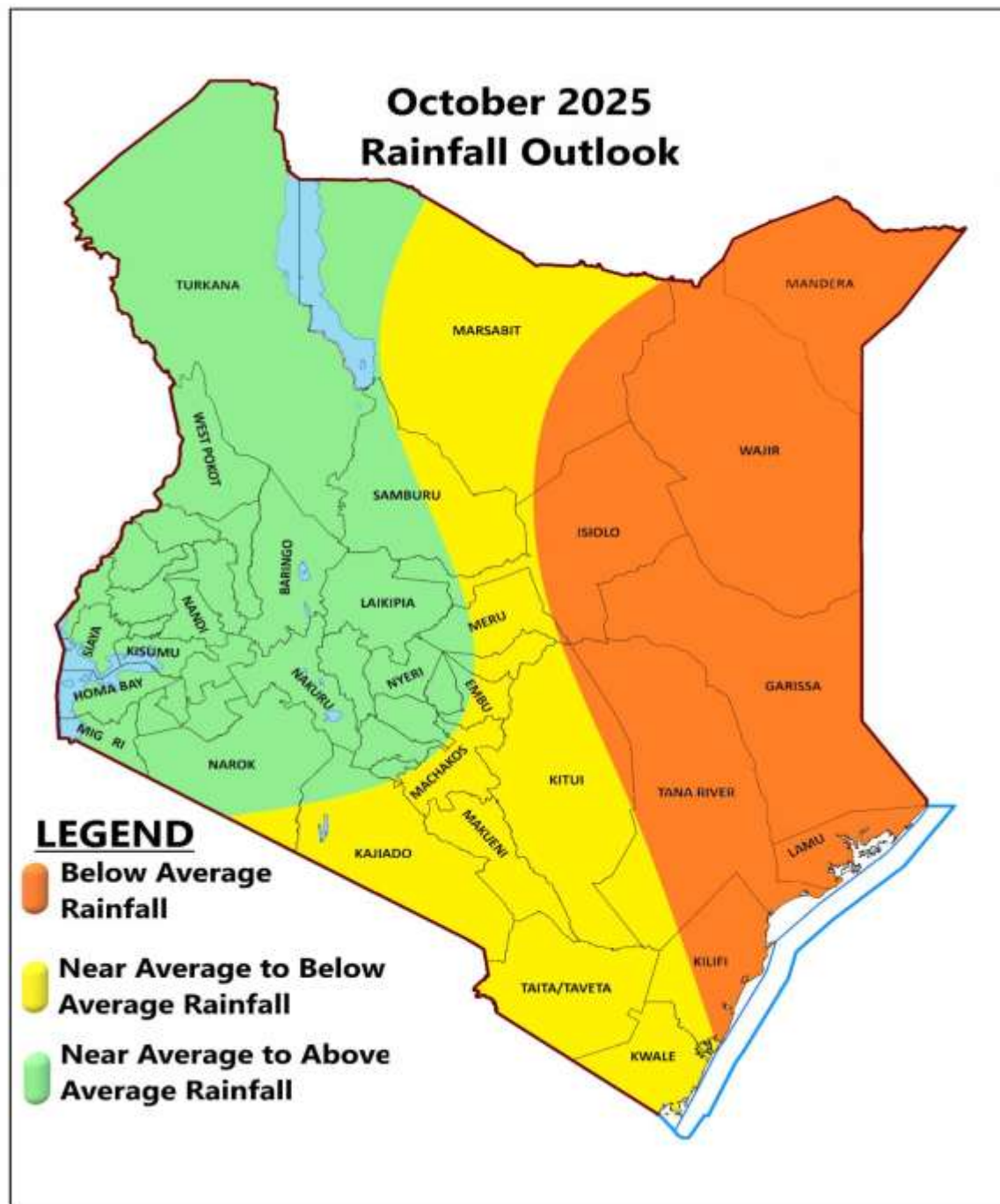
County Director of Meteorological Services

Mobile: 0715255171

Email: [mbithi\\_d@yahoo.com](mailto:mbithi_d@yahoo.com)

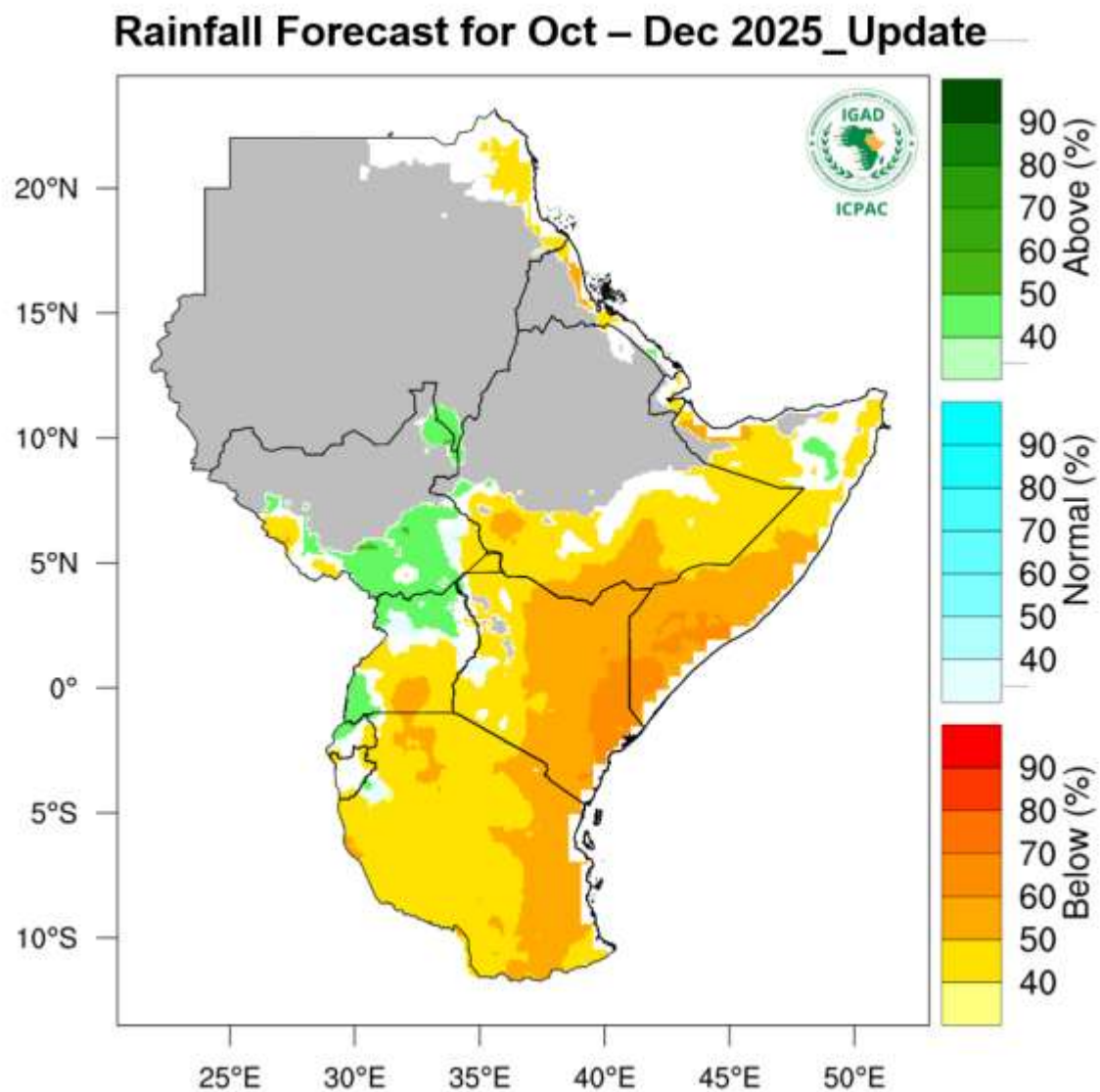
You can find more information about the climate and weather in Kenya on the KMD website <http://www.meteo.go.ke/>

## Annex I: Rainfall forecast for the month of October 2025



*NB: Near to Below Average Rainfall expected over most places during the month of October 2025 in the County*

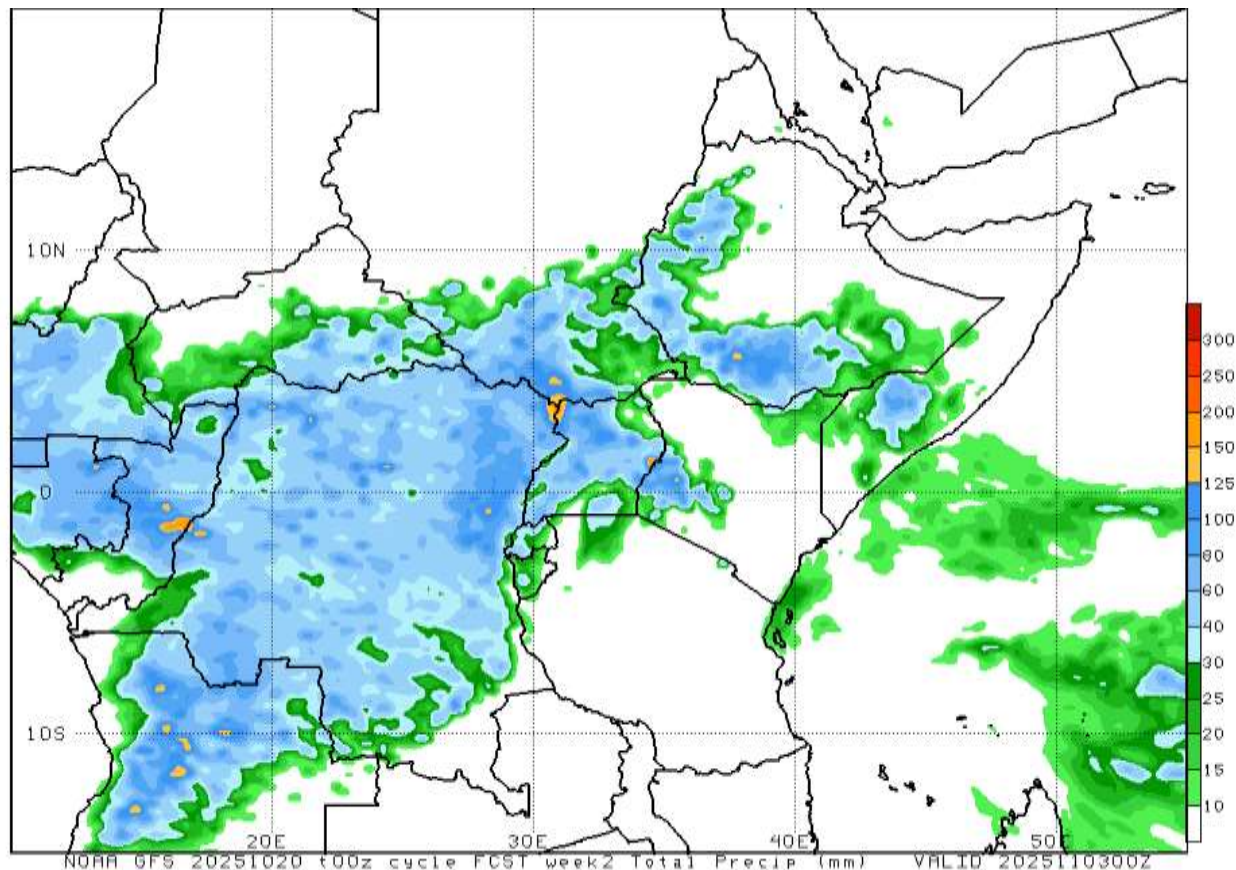
## Annex II: Rainfall outlook for the months of October-November-December (OND) 2025



*NB: Drier than usual conditions expected over most places during the months of October, November and December 2025 in the County*



### Annex III: Fourteen days' rainfall forecast up to 03<sup>rd</sup> November, 2025



*NB: Drier than normal conditions expected over most parts of the County between 20<sup>th</sup> October to 3<sup>rd</sup> November, 2025*

### Annex IV: Interpretation of Terms Used

Rainfall categories	
Range	Category
<5 mm	Light
5 - 20mm	Moderate
20 - 50mm	Heavy
>50mm	Very heavy
Rainfall coverage	
Term	Meaning
Most Places	Between 66% and 100%
Several Places	Between 33% and 66%
Few Places	Below 33%
<b>Note: 1 mm of rainfall is equivalent to 1 litre of rainfall per square meter.</b>	

## Annex V: Wards Map of Kitui County

