



THE REPUBLIC OF KENYA
MINISTRY OF ENVIRONMENT, CLIMATE CHANGE AND FORESTRY
KENYA METEOROLOGICAL DEPARTMENT
COUNTY METEOROLOGICAL OFFICE, WAJIR
P. O. Box 34 - 70200 Wajir, Telephone: 0701267867
Email: cdmwajir@meteo.go.ke

When replying, please quote

Ref. No. MET/WJR/7/12

Date: 16th March 2026.

WEEKLY FORECAST FOR 17TH TO 23RD MARCH 2026

&

REVIEW FOR 9TH TO 15TH MARCH 2026





























Forecast for 17th to 23rd March 2026

Sunny, dry weather is expected across the county.

Review of weather for the last seven-day period (9th to 15th March 2026):

•Sunny interval conditions were experienced over the county during the week.

FORECAST FOR THE NEXT SEVEN DAYS (17TH TO 23RD MAR 2026)**Likely for the next seven days**

Time	Tues 17/03/2026	Wed 18/03/2026	Thu 19/03/2026	Fri 20/03/2026	Sat 21/03/2026	Sun 22/03/2026	Mon 23/03/2026
Morning	 Sky clear	 Sunny interval	 Sky clear	 Sunny Interval	 Sky clear	 Sunny interval	 Sunny Interval
Afternoon	 Sunny Intervals	 Sunny interval	 Sunny interval	 Sunny interval	 Sky clear	 Sky clear	 Sunny Intervals
Night							
Maximum Temperature (°C)	35	36	36	37	37	36	36
Minimum Temperature (°C)	26	25	25	26	26	26	26
Rainfall Distribution							

Commentary of the county weather forecaster:

- Sunny intervals are expected over the county.

N.B: This forecast should be used in conjunction with the daily (24-hour) and five-day forecasts issued by this Department.

For further information, please contact:

Mobile:0722489249

Email: cdmwajir@meteo.go.ke

or dmwanjuhi@gmail.com

Daniel Wanjuhi,

COUNTY DIRECTOR OF METEOROLOGICAL SERVICES - WAJIR.

APPENDIX 1: KEY OF SCIENTIFIC WORDS USED

Term	Rainfall Amount (24 hrs.)	Description
Light	< 5 mm	Gentle rain, drizzle.
Moderate	5–20 mm	Steady, noticeable rain.
Heavy	21–50 mm	Intense rain, possible thunder.
Very Heavy	> 50 mm	Prolonged rain.




Term	Area Affected	Description
Few places	< 33%	Rain in a small portion of the region.
Several places	33% to 66%	Rain in multiple but not most parts of the region.
Most places	> 66%	Rain in nearly all parts of the region.

Term	Area Affected	Description
Isolated	Less than 25%	Very few areas are affected.
Scattered	25–50%	Several, but not most, areas affected.
Numerous	51–70%	Many areas affected.
Widespread	Over 70%	Almost all areas affected.

Term	Time Coverage (%)	Meaning
Occasional	Less than 25%	Happens rarely or a few times.
Intermittent	25% – 50%	Starts and stops, comes and goes.
Frequent	51% – 75%	Occurs regularly.
Very Frequent / Common	More than 75%	Happens almost all the time.

Term	Probability of Occurrence	Description
Possible	10–30%	There is low confidence.
Chance of/ May	31–50%	There is moderate confidence.
Likely	51–75%	The event is more probable than not.
Expected	76–90%	There is high confidence.
Very Likely	91–99%	There is very high confidence. Almost certain.
Certain	100%	The event is guaranteed to occur.

Key to rainfall

distribution symbols:  rain likely to fall in few places (less than 33%),  rain likely to fall in many places (33% -67%),  rain likely to fall in most places (more than 67%)