



REPUBLIC OF KENYA
MINISTRY OF ENVIRONMENT, CLIMATE CHANGE AND FORESTRY
State Department for Environment & Climate Change
KENYA METEOROLOGICAL DEPARTMENT

Vihiga County Director of Meteorological Services, P. O. Box 1000, 50300, Maragoli, Kenya
Email: cdmvihiga@meteo.go.ke, Website: <http://www.meteo.go.ke>

Ref: MET/VHG/C/0105/2026

VIHIGA COUNTY
WEEKLY WEATHER FORECAST

Date of forecast: Monday 4th May 2026






















Validity: Tuesday, 5th May 2026 to Monday, 11th May 2026

General Outlook/Summary.

- Peak of the long rains season continues, with near to above average rainfall expected;
- Expect frequent afternoon showers and thunderstorms, moderate temperatures (24°C - 26°C daytime, 14°C - 18°C night);
- High humidity, cloudy mornings, and occasional heavy downpours.

Key Weather Highlights			
S/No	Sub-County	Wards	Rainfall activity
1	Hamisi	<ul style="list-style-type: none">• Shiru;• Gisambai;• Shamakhokho;• Banja;• Muhudi;• Tambua;• Jepkoyai.	<p>Morning: Foggy/cloudy (reduced visibility). Afternoon: Heavy thunderstorms (<i>more intense than other areas</i>) Night: Cool with persistent light rains. (Peak days: Wednesday, Friday and Saturday)</p>
2	Vihiga	<ul style="list-style-type: none">• Lugaga-Wamuluma;• South Maragoli;• Central Maragoli;• Mungoma.	<p>Morning: Cloudy. Afternoon: Showers and thunderstorms. Night: Light rain, cool. (Peak days: Wednesday and Saturday)</p>
3	Sabatia	<ul style="list-style-type: none">• Lyaduywa/Izava;• West Sabatia;• Chavakali;• North Maragoli;• Wodanga;• Busali	<p>Morning: Cloudy with occasional drizzle. Afternoon: Moderate to heavy thunderstorms (<i>frequent</i>). Night: Cloudy with light rains. (Peak days: Wednesday and Saturday)</p>
4	Emuhaya	<ul style="list-style-type: none">• North East Bunyore;	<p>Morning: Cloudy with sunny breaks. Afternoon: Moderate showers (<i>less intense than Hamisi</i>).</p>

		<ul style="list-style-type: none"> • North Bunyore; • West Bunyore; • South Bunyore; • Central Bunyore. 	Night: Cool and partly cloudy. <i>(Peak days: Thursday and Sunday)</i>
5	Luanda	<ul style="list-style-type: none"> • Luanda Township; • Wemilabi; • Mwibona; • Luanda South; • Emabungo. 	Morning: Partly cloudy, humid. Afternoon: Moderate showers, occasional thunderstorms. Night: Cloudy, light rain or drizzle. <i>(Peak day: Saturday)</i>

Weekly Weather Forecast							
Sub-Counties (Luanda, Emuhaya, Sabatia, Vihiga and Hamisi)							
Day/Date	Tuesday 5 May 2026	Wednesday 6 May 2026	Thursday 7 May 2026	Friday 8 May 2026	Saturday 9 May 2026	Sunday 10 May 2026	Monday 11 May 2026
Morning	 Partly cloudy and humid	 Cloudy with fog in valleys	 Mostly cloudy	 Sunny intervals	 Cloudy	 Overcast with light rains	 Partly cloudy
Afternoon	 Moderate showers with thunderstorms	 Heavy showers and thunderstorms	 Light to moderate showers	 Thunderstorms likely	 Widespread moderate to heavy showers	 Showers with sunny breaks	 Isolated showers and thunderstorms
Night	 Cloudy with light rains	 Cool, cloudy with light rains	 Partly cloudy and cool	 Cloudy with light rains/drizzle	 Continuous light rains	 Partly cloudy	 Clear to partly cloudy
Rainfall Distribution	Several places	Several places	Several places	Several places	Several places	Several places	Several places
Max. Temp.	24°C	24°C	25°C	25°C	24°C	24°C	25°C
Min. Temp.	15°C	16°C	15°C	16°C	15°C	18°C	15°C
Hazard		Floods/Lightening		Floods/Lightening	Floods/Lightening		Floods/Lightening

Colour Coding on Weather Conditions		
S/No	Colour	Description
1	Green	No severe weather expected.
2	Yellow	Severe weather conditions are likely to occur that may pose a threat to life and damage property.
3	Red	Dangerous and potentially life threatening weather conditions are expected. Take appropriate action immediately to ensure your safety and the safety of your family and neighbours.

Advisories by sector.

1) Agriculture

- Good for planting and crop growth.
- Monitor fungal diseases due to persistent moisture.
- Engage agricultural officers on the utilization of this forecast.

2) Transport & Infrastructure

- Roads may become **slippery**, especially during afternoon storms.
- Localized flooding can occur in poorly drained areas during heavy rainfall events.

3) Health

- Cold nights and damp conditions may increase respiratory illness.
- Keep warm during cool nights and rainy periods.

4) General Public Safety

- **Flood risk:** Low-lying and poorly drained areas remain vulnerable.
- **Thunderstorms:** Frequent in the afternoons-risk of lightning and strong winds.
- Avoid sheltering under trees during storms.
- Stay alert for sudden heavy rainfall, which can occur during the peak rainy season.

SMS version of the weekly forecast

Vihiga Weekly 5th - 11th May 2026: Tue, Thu, Sun; mo rain am/pm many, 1, 2, 3; Wed, Fri, Sat, Mon; he rain pm many, 1, 2, 3.

Further information, please contact:

County Director of Meteorological Services

Name: Fredrick Etemesi

Mobile: 0722474407

Email: cdmvihiga@meteo.go.ke

APPENDIX I: INTERPRETATION OF TERMS

S/No	Term	Rainfall Amount (24 hrs)	Description
1	Light	< 5mm	Gentle rain, drizzle.
2	Moderate	5 - 20 mm	Steady, noticeable rain.
3	Heavy	21 - 50 mm	Intense rain, possible thunder.
4	Very heavy	> 50 mm	Prolonged rain, high intensity.

S/No	Term	Area Affected	Description
1	Few places	< 33%	Rain in a small portion of the region.
2	Several places	33% - 66%	Rain in multiple but not in most parts of the region.
3	Most places	> 66%	Rain in nearly all parts of the region.

S/No	Term	Area Affected	Description
1	Isolated	Less than 25%	Very few places affected.
2	Scattered	25% - 50%	Several, but not most, areas affected.
3	Numerous	51% - 70%	Many areas affected.
4	Widespread	Over 70%	Almost all areas affected.

S/No	Term	Time Coverage (%)	Meaning
1	Occasional	Less than 25%	Happens rarely or a few times.
2	Intermittent	25% - 50%	Starts and stops, comes and goes.
3	Frequent	51% - 75%	Occurs regularly.
4	Very frequent/Common	Over 75%	Happens almost all the time.

S/No	Term	Probability of Occurrence	Description
1	Possible	10% - 30%	There is low confidence.
2	Chance of/May	31% - 50%	There is moderate confidence.
3	Likely	51% - 75%	There event is more probable than not.
4	Expected	76% - 90%	There is high confidence.
5	Very likely	91% - 99%	There is very high confidence. Almost certain.
6	Certain	100%	The event is guaranteed to occur.

