



REPUBLIC OF KENYA
MINISTRY OF ENVIRONMENT, CLIMATE CHANGE AND FORESTRY
State Department for Environment & Climate Change
KENYA METEOROLOGICAL DEPARTMENT

Vihiga County Director of Meteorological Services, P. O. Box 1000, 50300, Maragoli, Kenya
Email: cdmvihiga@meteo.go.ke, Website: <http://www.meteo.go.ke>

Ref: MET/VHG/C/0305/2026

VIHIGA COUNTY
WEEKLY WEATHER FORECAST

Date of forecast: Monday 18th May 2026






















Validity: Tuesday, 19th May 2026 to Monday, 25th May 2026

General Outlook/Summary.

- The week is expected to remain generally warm and humid with sunny mornings followed by afternoon and evening thunderstorms in several areas.
- Rainfall distribution will be uneven, with higher chances over elevated areas such as Hamisi, Sabatia and parts of Vihiga sub-county.
- Temperatures will remain moderate (28^oC - 29^oC daytime, 18^oC - 19^oC night) due to persistent cloud cover and rainfall activity.

Key Weather Highlights			
S/No	Sub-County	Wards	Rainfall activity
1	Hamisi	<ul style="list-style-type: none">• Shamakhokho;• Gisambai;• Banja;• Muhudu;• Tambua;• Jepkoyai.	<p>Morning: Cool with sunny intervals. Afternoon: Moderate showers and thunderstorms. Night: Cloudy with occasional light rains.</p>
2	Vihiga	<ul style="list-style-type: none">• Lugaga-Wamuluma;• South Maragoli;• Central Maragoli;• Mungoma.	<p>Morning: Sunny intervals. Afternoon: Rain showers likely over several areas. Night: Mostly cloudy with drizzle.</p>
3	Sabatia	<ul style="list-style-type: none">• Lyaduywa/Izava;• West Sabatia;• Chavakali;• North Maragoli;• Wodanga;• Busali	<p>Morning: Mild and partly sunny. Afternoon: Showers spreading to several wards. Night: Light showers in a few places.</p>

4	Emuhaya	<ul style="list-style-type: none"> North East Bunyore; North Bunyore; West Bunyore; South Bunyore; Central Bunyore. 	<p>Morning: Warm with cloud patches.</p> <p>Afternoon: Isolated thunderstorms.</p> <p>Night: Cool with occasional showers.</p>
5	Luanda	<ul style="list-style-type: none"> Luanda Township; Wemilabi; Mwibona; Luanda South; Emabungo. 	<p>Morning: Sunny intervals and cool temperatures.</p> <p>Afternoon: Light to moderate showers likely.</p> <p>Night: Partly cloudy.</p>

Weekly Weather Forecast							
Sub-Counties (Luanda, Emuhaya, Sabatia, Vihiga and Hamisi)							
Day/Date	Tuesday 19 May 2026	Wednesday 20 May 2026	Thursday 21 May 2026	Friday 22 May 2026	Saturday 23 May 2026	Sunday 24 May 2026	Monday 25 May 2026
Morning	 Sunny intervals and cool	 Mild and partly cloudy	 Sunny intervals with cloudy cover	 Sunny intervals and humid	 Sunny intervals	 Sunny intervals	 Mostly sunny
Afternoon	 Isolated thunderstorms likely	 Scattered showers and thunderstorms	 Moderate rainfall likely	 Isolated showers and thunderstorms	 Showers and thunderstorms	 Showers and thunderstorms likely	 Isolated light showers possible
Night	 Mostly cloudy with light showers	 Cool with occasional drizzle	 Mostly cloudy and chilly	 Mostly cloudy with light rains	 Cool and partly cloudy	 Clear skies and cool	 Clear skies and cool
Rainfall Distribution	Few places	Few places	Several places	Several places	Few places	Few places	Few places

Max. Temp.	29°C	28°C	28°C	28°C	28°C	28°C	28°C
Min. Temp.	18°C	18°C	18°C	18°C	18°C	19°C	19°C
Hazard							

Colour Coding on Weather Conditions		
S/No	Colour	Description
1		No severe weather expected.
2		Severe weather conditions are likely to occur that may pose a threat to life and damage property.
3		Dangerous and potentially life threatening weather conditions are expected. Take appropriate action immediately to ensure your safety and the safety of your family and neighbours.

Advisories by sector.

1) Agriculture

- Farmers should take advantage of intermittent rainfall for planting, top-dressing and soil moisture conservation.
- Farmers are encouraged to engage agricultural and livestock officers on the utilization of this forecast especially during transportation and drying farm produce.

2) Transport & Infrastructure

- Drivers and bodaboda operators should exercise caution during afternoon rainfall periods.
- Poor visibility during storm periods.

3) General Public Safety

- **Residents** are advised to keep warm during early mornings and nights due to cool temperatures.
- **Thunderstorms** may occasionally be accompanied by lightning and gusty winds.

SMS version of the weekly forecast

Vihiga Weekly 19th - 25th May 2026: Tue, Wed, Sat, mo rain pm few, 1, 2, 3; Thu, Fri, he rain pm many, 1, 2, 3; Sun, Mon, li rain pm few, 1, 2, 3.

Further information, please contact:

County Director of Meteorological Services

Name: Fredrick Etemesi

Mobile: 0722474407

Email: cdmvihiga@meteo.go.ke

APPENDIX I: INTERPRETATION OF TERMS

S/No	Term	Rainfall Amount (24 hrs)	Description
1	Light	< 5mm	Gentle rain, drizzle.
2	Moderate/Lingering	5 - 20 mm	Steady, noticeable rain.
3	Heavy	21 - 50 mm	Intense rain, possible thunder.
4	Very heavy	> 50 mm	Prolonged rain, high intensity.

S/No	Term	Area Affected	Description
1	Few places	< 33%	Rain in a small portion of the region.
2	Several places	33% - 66%	Rain in multiple but not in most parts of the region.
3	Most places	> 66%	Rain in nearly all parts of the region.

S/No	Term	Area Affected	Description
1	Isolated	Less than 25%	Very few places affected.
2	Scattered	25% - 50%	Several, but not most, areas affected.
3	Numerous	51% - 70%	Many areas affected.
4	Widespread	Over 70%	Almost all areas affected.

S/No	Term	Time Coverage (%)	Meaning
1	Occasional	Less than 25%	Happens rarely or a few times.
2	Intermittent	25% - 50%	Starts and stops, comes and goes.
3	Frequent	51% - 75%	Occurs regularly.
4	Very frequent/Common	Over 75%	Happens almost all the time.

S/No	Term	Probability of Occurrence	Description
1	Possible	10% - 30%	There is low confidence.
2	Chance of/May	31% - 50%	There is moderate confidence.
3	Likely	51% - 75%	There event is more probable than not.
4	Expected	76% - 90%	There is high confidence.
5	Very likely	91% - 99%	There is very high confidence. Almost certain.
6	Certain	100%	The event is guaranteed to occur.

