



REPUBLIC OF KENYA
MINISTRY OF ENVIRONMENT, CLIMATE CHANGE AND FORESTRY
State Department for Environment & Climate Change
KENYA METEOROLOGICAL DEPARTMENT
COUNTY METEOROLOGICAL OFFICE

Kitui-Mutomo By-pass, Manyenyoni area,
P.O. Box 205, 90200 Kitui, Kenya

Kitui County Cumulative Weekly Weather Forecast from 23rd to 29th June 2026

1.1 PART I: KITUI COUNTY FORECAST FOR SEVEN-DAY TOTAL RAINFALL, MAXIMUM TEMPERATURE AND MINIMUM TEMPERATURE

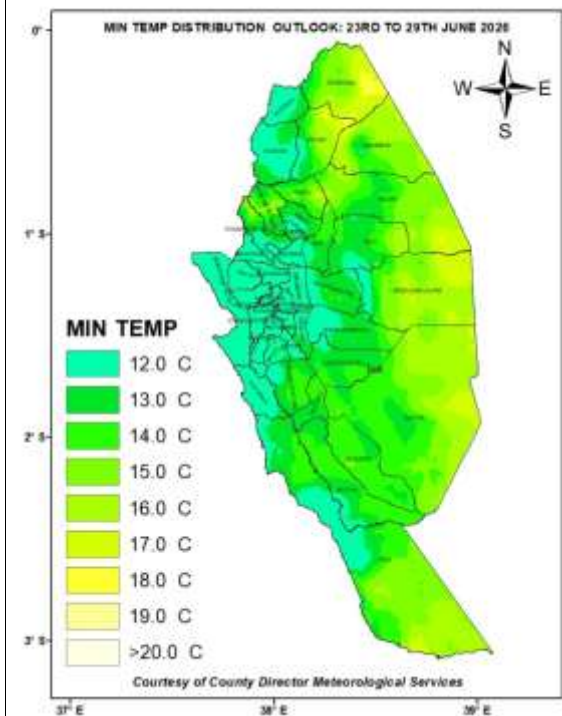
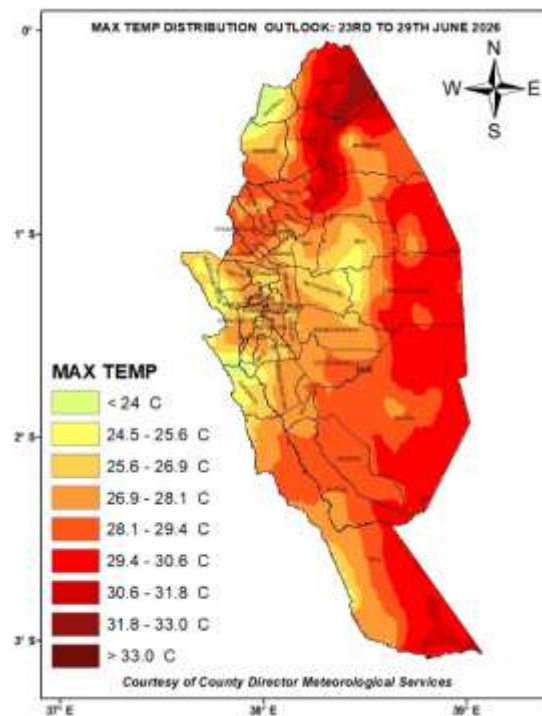
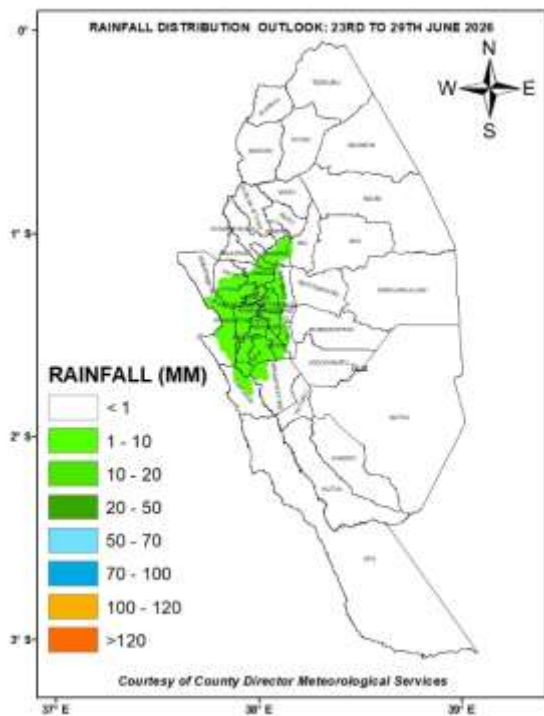


Figure 1: Forecasted Seven-Day Total Rainfall for 23rd to 29th June 2026

Figure 2: Forecasted Seven-Day Mean Max Temperatures for 23rd to 29th June 2026

Figure 3: Forecasted Seven-Day Mean Mini Temperatures for 23rd to 29th June 2026

Sub-county	Ward	Probable Total weekly amount (mm)	Probable weather							Winds (km/h kilometers per hour)	Temp (Tmax °C & Tmin °C)
			Notes: Light rains <1-5 mm; Moderate rains 5-20 mm; Heavy rains 20-50 mm; Very heavy rains >50 mm								
			Tue	Wed	Thur	Fri	Sat	Sun	Mon		
	Voo/Kyamatu	<1mm	Partly cloudy	Partly cloudy	Partly cloudy	Partly cloudy	Partly cloudy	Partly cloudy	Partly cloudy		Min 14-20 °C
	Endau/Malalani	<1mm	Partly cloudy	Partly cloudy	Partly cloudy	Partly cloudy	Partly cloudy	Partly cloudy	Partly cloudy		
Kitui Rural	Mbitini	<1mm	Partly cloudy	Partly cloudy	Partly cloudy	Partly cloudy	Partly cloudy	Partly cloudy	Partly cloudy	Easterly 25.2 km/h	Max 26-31 °C Min 14-18 °C
	Kisasi	<1mm	Partly cloudy	Partly cloudy	Partly cloudy	Partly cloudy	Partly cloudy	Partly cloudy	Partly cloudy		
	Kanyangi	<1mm	Partly cloudy	Partly cloudy	Partly cloudy	Partly cloudy	Partly cloudy	Partly cloudy	Partly cloudy		
	Yatta/Kwa Vonza	<1mm	Partly cloudy	Partly cloudy	Partly cloudy	Partly cloudy	Partly cloudy	Partly cloudy	Partly cloudy		
Kitui West	Kauwi	<1mm	Partly cloudy	Partly cloudy	Partly cloudy	Partly cloudy	Partly cloudy	Partly cloudy	Partly cloudy	Easterly 25.2 km/h	Max 23-28 °C Min 13-17 °C
	Mutonguni	<1mm	Partly cloudy	Partly cloudy	Partly cloudy	Partly cloudy	Partly cloudy	Partly cloudy	Partly cloudy		
	Matinyani	<1mm	Partly cloudy	Partly cloudy	Partly cloudy	Partly cloudy	Partly cloudy	Partly cloudy	Partly cloudy		
	Kithumula/Kwa Mutonga	<1mm	Partly cloudy	Partly cloudy	Partly cloudy	Partly cloudy	Partly cloudy	Partly cloudy	Partly cloudy		
Kitui Central	Kyangwithya East	<1mm	Partly cloudy	Partly cloudy	Partly cloudy	Partly cloudy	Partly cloudy	Partly cloudy	Partly cloudy	Easterly 25.2 km/h	Max 24-31 °C Min 14-19 °C
	Kyangwithya West	<1mm	Partly cloudy	Partly cloudy	Partly cloudy	Partly cloudy	Partly cloudy	Partly cloudy	Partly cloudy		
	Township	<1mm	Partly cloudy	Partly cloudy	Partly cloudy	Partly cloudy	Partly cloudy	Partly cloudy	Partly cloudy		
	Mulango	<1mm	Partly cloudy	Partly cloudy	Partly cloudy	Partly cloudy	Partly cloudy	Partly cloudy	Partly cloudy		
	Miambani	<1mm	Partly cloudy	Partly cloudy	Partly cloudy	Partly cloudy	Partly cloudy	Partly cloudy	Partly cloudy		

1.3 WEATHER REVIEW FOR 26TH MAY TO 1ST JUNE 2026

Most parts of the County were dry and cloudy with sunny intervals in the afternoon and partly cloudy conditions at night. There was no significant rain reported.

The highest daytime (maximum) temperature was recorded in parts of Mwingi North, Mwingi Central Eastern sector and Kitui East Sub-counties. The lowest night-time (minimum) temperature was recorded in the hills of Mutonguni Ward, Mumoni Ward and Kitui Central.

1.4 PART II: FURTHER ADVISORIES

SUMMARY ABOUT THE WEEKLY FORECAST:

Most parts of the County are expected to be generally dry. However, some parts over the high ground areas may receive drizzle.

Intermittent cool and cloudy conditions are likely in some parts of the County during the forecast period.

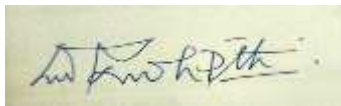
Maximum temperatures are expected to range from 23°C - 33°C, while minimum temperatures are expected to range from 13°C - 21°C.

Strong easterly to south-easterly winds with speeds not exceeding 25 knots (12.86 m/s) are expected to persist in most parts of the County.

Community members advised to inculcate the culture of being "weather – ready", "climate – smart" and "water – wise" as we navigate the unfamiliar and chaotic environment of a changing climate. This will help them adapt to a changing climate while at the same time mitigating the adverse effects of Climate Change and Variability, hence becoming more resilient to the vagaries of Climate Change.

In light of this weather forecast, farmers are also advised to consult with respective local extension officers from the County Ministry of Agriculture and Livestock at Ward and Sub-county level for more advice on the best farm harvesting and post-harvest practices.

For further information, please contact:



Daniel M. Mbithi
County Director of Meteorological Services
Mobile: 0715255171
Email: mbithi_d@yahoo.com

You can find more information about the climate and weather in Kenya on the KMD website

<http://www.meteo.go.ke/>

[Follow us on X and IG: x.com/MeteoKenya](https://x.com/MeteoKenya) and [Facebook: fb.com/KenyaMeteorologicalDepartment](https://fb.com/KenyaMeteorologicalDepartment)

Annex I: Interpretation of Terms Used

Term	Rainfall Amount (24 hrs)	Description
Light	< 5 mm	Gentle rain, drizzle.
Moderate (MOD)	5–20 mm	Steady, noticeable rain.
Heavy (HV)	21–50 mm	Intense rain, possible thunder.
Very Heavy (VHV)	> 50 mm	Prolonged rain.

Term	Area Affected	Description
Few places	< 33%	Rain in a small portion of the region.
Several places	33% to 66%	Rain in multiple but not most parts of the region.
Most places	> 66%	Rain in nearly all parts of the region.

Term	Area Affected	Description
Isolated	Less than 25%	Very few areas affected.
Scattered	25–50%	Several, but not most, areas affected.
Numerous	51–70%	Many areas affected.
Widespread	Over 70%	Almost all areas affected.

Term	Time Coverage (%)	Meaning
Occasional	Less than 25%	Happens rarely or a few times.
Intermittent	25% – 50%	Starts and stops, comes and goes.
Frequent	51% – 75%	Occurs regularly.
Very Frequent/Common	More than 75%	Happens almost all the time.

Term	Probability of Occurrence	Description
Possible	10–30%	There is low confidence.
Chance of/May	31–50%	There is moderate confidence.
Likely	51–75%	The event is more probable than not.
Expected	76–90%	There is high confidence.
Very Likely	91–99%	There is very high confidence. Almost certain.
Certain	100%	The event is guaranteed to occur.

Note: 1 mm of rainfall is equivalent to 1 litre of rainfall per square meter.

Annex II: Wards Map of Kitui County

