



KENYA
METEOROLOGICAL
DEPARTMENT

For further info:
Contact: Daniel M. Mbithi
Mobile No. 0715255171
Email: mbithi_d@yahoo.com
 County Director of Meteorological Services Tharaka Nithi County

Weekly Weather forecast for Tharaka Nithi County

1.1 PART I: WEEKLY FORECAST FOR THE PERIOD 15th to 21st April 2025 WEATHER FORECAST TABLE

Sub County	Ward	Probable Total weekly amount (mm)	Probable weather							Winds (km/h kilometers per hour)	Temp (Tmax °C & Tmin °C)
			Notes: Light rains <1-5 mm; Moderate rains 5-20 mm; Heavy rains 20-50 mm; Very heavy rains >50 mm								
			Tue	Wed	Thur	Fri	Sat	Sun	Mon		
Tharaka	Gatunga	>20mm	Light rain	Light rain	Moderate rain	Moderate rain	Moderate rain	Moderate rain	Moderate rain	Easterly 14.4 km/h	Max 27-32 °C Min 19-21 °C
	Mukothima	>20mm	Light rain	Light rain	Moderate rain	Moderate rain	Moderate rain	Moderate rain	Moderate rain		
	Nkondi	>20mm	Moderate rain	Light rain	Moderate rain	Moderate rain	Moderate rain	Moderate rain	Moderate rain		
	Chiakaringa	>20mm	Moderate rain	Light rain	Moderate rain	Moderate rain	Moderate rain	Moderate rain	Moderate rain		
	Marimanti	>20mm	Moderate rain	Light rain	Moderate rain	Moderate rain	Moderate rain	Moderate rain	Moderate rain		
	Mariani	>20mm	Moderate rain	Light rain	Light rain	Moderate rain	Moderate rain	Moderate rain	Moderate rain		

Sub County	Ward	Probable Total weekly amount (mm)	Probable weather Notes: Light rains <1-5 mm; Moderate rains 5-20 mm; Heavy rains 20-50 mm; Very heavy rains >50 mm							Winds (km/h kilometers per hour)	Temp (Tmax °C & Tmin °C)
			Tue	Wed	Thur	Fri	Sat	Sun	Mon	Weekly	Weekly
Chuka/Igam bang'ombe	Karingani	>20mm	Moderate rain	Light rain	Light rain	Moderate rain	Moderate rain	Moderate rain	Moderate rain	Easterly 10.8 km/h	Max 24-29 °C Min 17-21 °C
	Magumoni	>20mm	Moderate rain	Light rain	Light rain	Moderate rain	Moderate rain	Moderate rain	Moderate rain		
	Mugwe	>20mm	Moderate rain	Light rain	Moderate rain	Moderate rain	Moderate rain	Moderate rain	Moderate rain		
	Igambang'ombe	>20mm	Moderate rain	Light rain	Moderate rain	Moderate rain	Moderate rain	Moderate rain	Moderate rain		
Maara	Mwimbi	>20mm	Moderate rain	Light rain	Light rain	Moderate rain	Moderate rain	Moderate rain	Moderate rain	Easterly 10.8 km/h	Max 21-26 °C Min 13-18 °C
	Mitheru	>20mm	Moderate rain	Light rain	Light rain	Moderate rain	Moderate rain	Moderate rain	Moderate rain		
	Muthambi	>20mm	Light rain	Light rain	Light rain	Moderate rain	Moderate rain	Moderate rain	Moderate rain		
	Ganga	>20mm	Light rain	Light rain	Light rain	Moderate rain	Moderate rain	Moderate rain	Moderate rain		
	Chogoria	>20mm	Light rain	Light rain	Light rain	Moderate rain	Moderate rain	Moderate rain	Moderate rain		

1.2 Review for March 2025

The onset of the March-April-May (MAM) "Long Rains" season in the County occurred during the third week of March. Near-to-above-average rainfall was recorded over several parts of the County. Maximum and minimum temperatures were generally warmer than average over several part of the County.

1.3 Outlook for April 2025

The April 2025 rainfall forecast is derived from regression analysis of Sea Surface Temperature Anomalies (SSTAs) and Sea Surface Temperature (SST) gradient. Currently, the Indian Ocean Dipole (IOD) is neutral and weak La Niña conditions are still present.

The forecast indicates that most parts of the County will experience near to above normal rainfall during the month. Temperatures are also likely to be above average over the entire County.

1.4 PART II: FURTHER ADVISORIES

SUMMARY ABOUT THE WEEKLY FORECAST:

Morning rains as well as afternoon and night showers and thunderstorms are expected over several places with more intensity towards the end of the forecast period. Maximum temperatures are expected to range from 21°C - 32°C, while minimum temperatures are expected to range from 13°C - 21°C. Strong North easterly to Easterly winds with speeds exceeding 12.5 knots (6.5 m/s) are expected in most parts of the County. *Community members advised to inculcate the culture of being “weather – ready”, “climate – smart” and “water – wise” as we navigate the unfamiliar and chaotic environment of a changing climate. This will help them adapt to a changing climate while at the same time mitigating the adverse effects of Climate Change and Variability, hence becoming more resilient to the vagaries of Climate Change.* In light of this weather forecast, farmers are also advised to consult with respective local extension officers from the County Ministry of Agriculture and Livestock at ward level for more advice on the best farm practices.

Note: 1 mm of rainfall is equivalent to 1 litre of rainfall per square meter.

KEY OF SCIENTIFIC WORDS USED

Rainfall categories	
Range	Category
<5 mm	Light
5 - 20mm	Moderate
20 - 50mm	Heavy
>50mm	Very heavy
Rainfall coverage	
Term	Meaning
Most Places	Between 66% and 100%
Several Places	Between 33% and 66%
Few Places	Below 33%
<p>Ushauri wa Idara ya Utabiri wa Hali ya Hewa: Mvua za Masika zinaendelea kunyesha karibu sehemu zote za Kaunti ya Kitui, kwa hivyo wakulima wanashauriwa waandeleo kupalilia mimea yao.</p>	

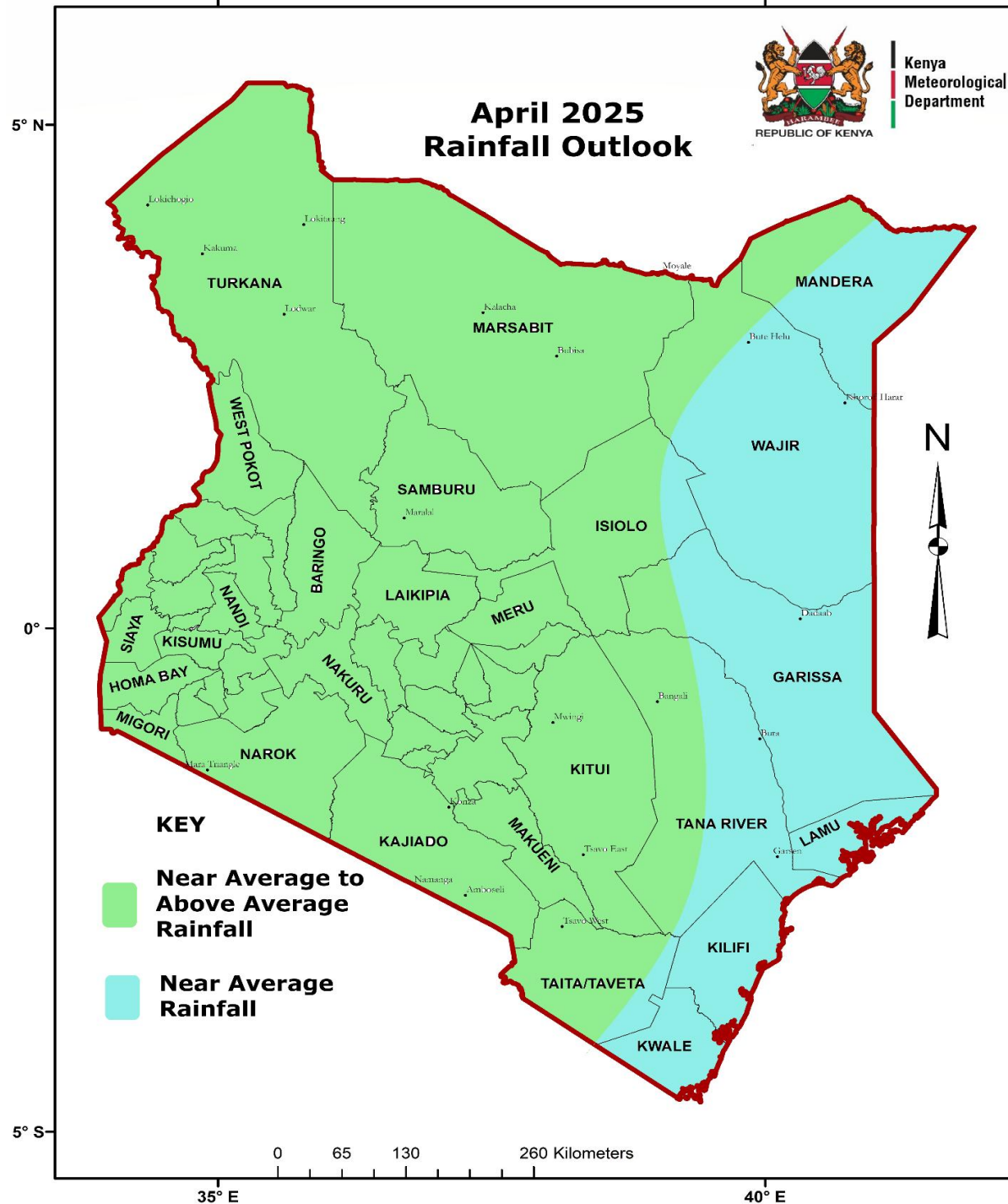
For further information, please contact:



Daniel M. Mbithi
County Director of Meteorological Services
Mobile: 0715255171
Email: mbithi_d@yahoo.com

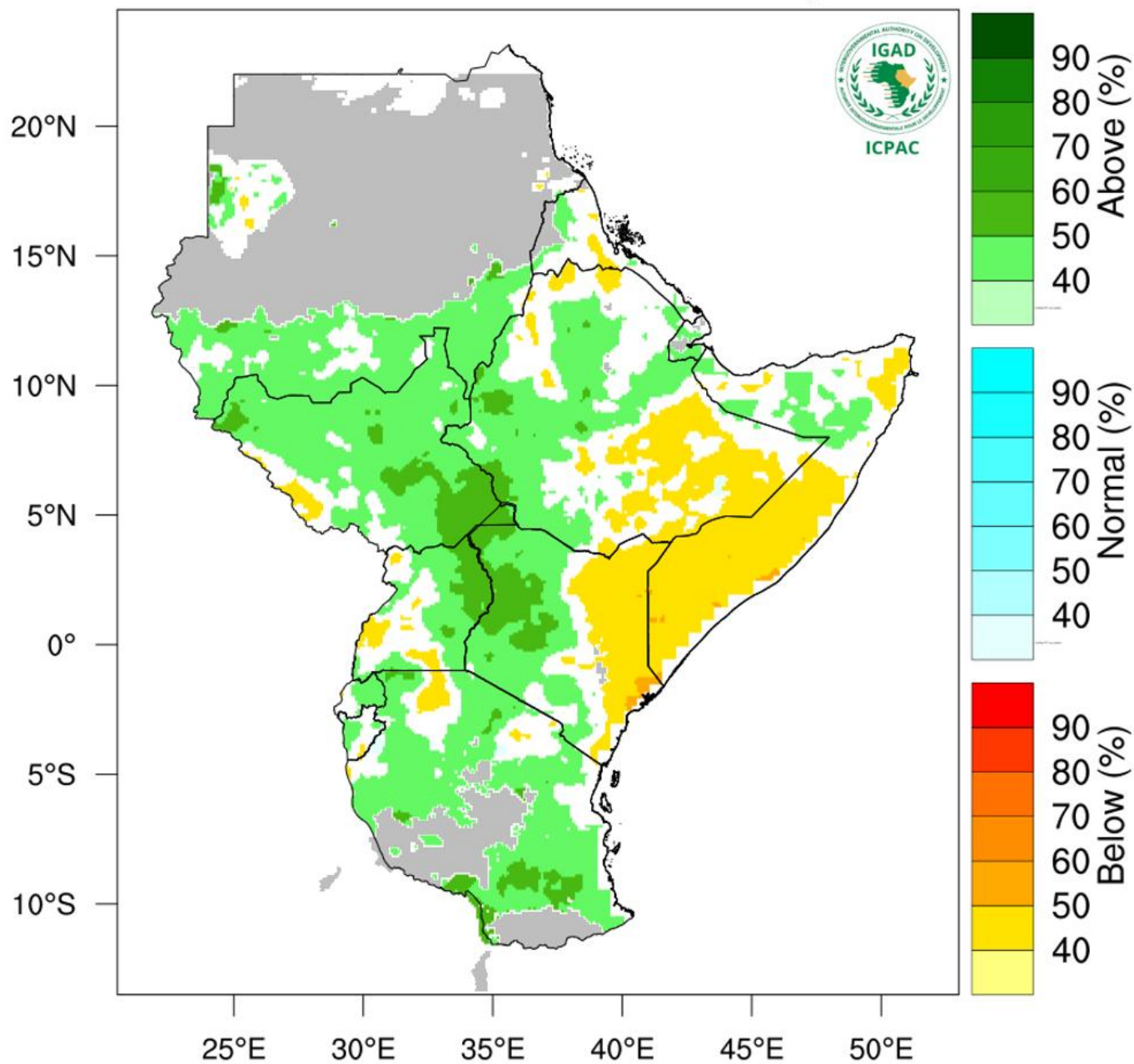
You can find more information about the climate and weather in Kenya on the KMD website <http://www.meteo.go.ke/>

Annex I: Rainfall forecast for the month of April 2025



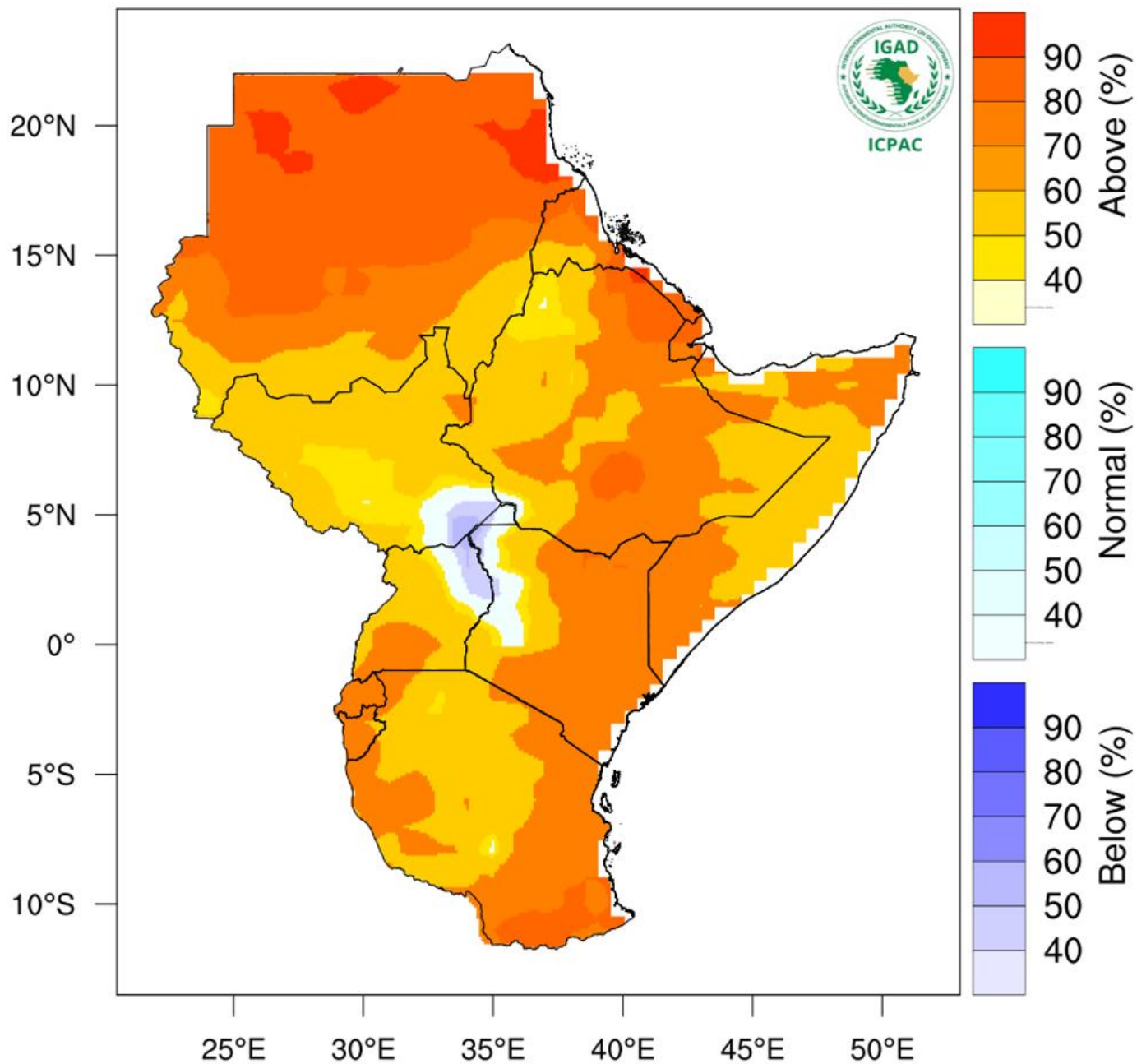
NB: Near to above normal rainfall expected over most places during the month of April 2025 in the County

Rainfall Probabilistic Forecast for Apr - Jun 2025



NB: Near to below normal conditions expected over most parts of the County between April and June 2025

Temperature Probabilistic Forecast for Apr - Jun 2025



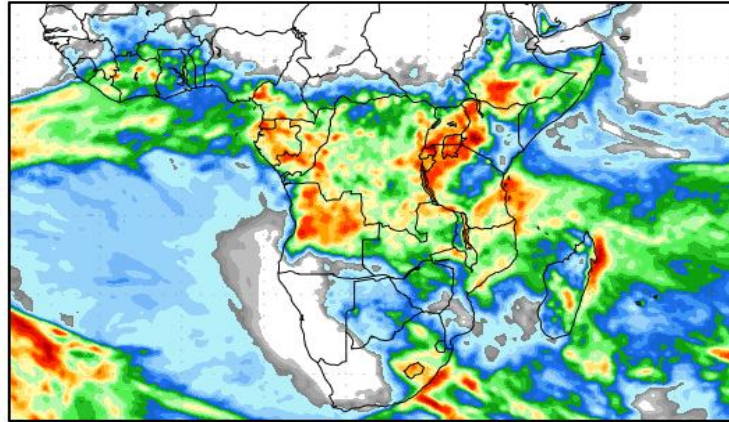
NB: Warmer than usual conditions indicated over most parts of Tharaka Nithi County between April and June 2025

Annex V: Rainfall forecast for 11th to 27th April, 2025

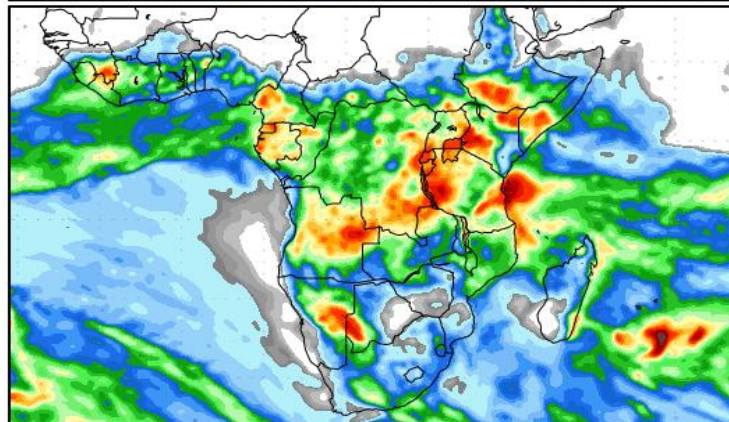
Precipitation Forecasts

Precipitation (mm)
during the period:

Fri, 11 APR 2025 at 00Z
-to-
Sat, 19 APR 2025 at 00Z

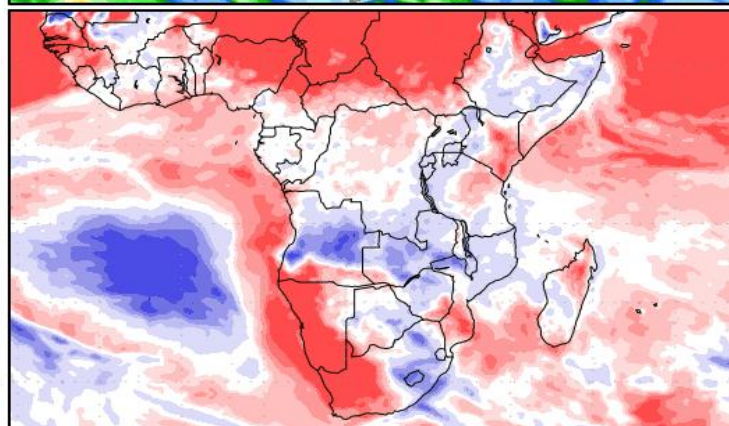
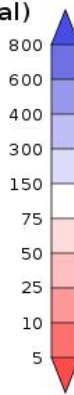


Sat, 19 APR 2025 at 00Z
-to-
Sun, 27 APR 2025 at 00Z



Precipitation (% of normal)
during the first period:

Fri, 11 APR 2025 at 00Z
-to-
Sat, 19 APR 2025 at 00Z



Precipitation forecasts from the National Centers for Environmental Prediction.
Normal rainfall derived from Xie-Arkin (CMAP) Monthly Climatology for 1979-2003.
Forecast Initialization Time: 00Z11APR2025

NB: NB: Near to above normal conditions expected over most parts of the County between 11th to 27th April, 2025