



MALARIA EPIDEMIC EARLY WARNING PREDICTION SYSTEM FOR WESTERN KENYA HIGHLAND FOR FEBRUARY 2023

Ref No: KMD/MM/1-2023

Issue Date: 01/02/2023

1. Summary

The model outputs for the malaria epidemic early prediction system for the western highlands of Kenya indicate low risk of malaria outbreak in all the three areas in the months of February and March, 2023.

The weather observations indicate generally an increase in maximum temperature in all the three areas.

2. Model Outputs

2.1 Malaria epidemic early prediction system for Kakamega

Table 1 below shows the malaria epidemic early prediction system for Kakamega for February, 2023.

Table 1: MALARIA EPIDEMIC EARLY PREDICTION SYSTEM: KAKAMEGA

| Yr. | Month | Tmax | Mean Tmax | Tmax Deviation /anomaly | R/fall (mm) | R/fall Code | Tmax Deviation /anomaly Code | Additive % Risk |
|------|-------|------|-----------|-------------------------|-------------|-------------|------------------------------|-----------------|
| 2022 | 12 | 27.6 | 27.5 | 0.1 | 166.0 | 1 | 1 | 9.1 |
| 2023 | 01 | 29.8 | 28.3 | 1.5 | 14.3 | 0 | 4 | 4.5 |

The observed climate data for January 2023 indicates an increase in maximum temperature from 27.6°C in December 2022 to 29.8°C in January 2023. However, the maximum temperature anomaly in January 2023 was positive (1.5 above the mean of the month). Rainfall decreased from 166.0mm in

Box 1:
For Kakamega, the epidemic threshold level is 30%.

December 2022 to 14.3mm in January 2023. The additive model percentage risk in January 2023 was 4.5%.

Consequently, there is low risk of the Malaria Epidemic outbreak in Kakamega in the month of February and March, 2023. (See Figure 1)

Table 2 below shows the malaria epidemic early prediction system for Kisii for February 2023.

Table 2: MALARIA EPIDEMIC EARLY PREDICTION SYSTEM: KISII

| Yr | Mon | Tmax (°C) | Mean Tmax (°C) | Tmin (°C) | Mean Tmin (°C) | Tmax Dev./anom | Tmin Dev./anom | Total Temp Dev./Anom | Temp Dev./anom Code | R/fall (mm) | R/fall Code | Model Output |
|------|-----|-----------|----------------|-----------|----------------|----------------|----------------|----------------------|---------------------|-------------|-------------|--------------|
| 2022 | 12 | 25.0 | 25.4 | 15.4 | 15.4 | -0.4 | 0.0 | -0.4 | 0 | 152.8 | 0 | 0 |
| 2023 | 01 | 27.1 | 26.1 | 15.4 | 15.7 | 1.0 | -0.3 | 0.7 | 0 | 23 | 0 | 0 |

The observed climate data for Kisii for January 2023 indicates an increase in maximum temperature from 25.0°C in December 2022 to 27.1°C in January 2023. This observation in January 2023 was positive (1.0°C above the mean of the month). Rainfall decreased from 152.8mm in December 2022 to 23.0 mm January 2023. The Model output risk is Nil.

Box 2:

For Kisii, the epidemic threshold level is 20%.

Hence there is low risk of malaria epidemic in Kisii in the month of February and March, 2023. (See Figure 2).

2.2 Malaria epidemic early prediction system for Nandi

Table 3 below shows the malaria epidemic early prediction system for Nandi for February, 2023.

Table 3: NANDI MALARIA EPIDEMIC EARLY PREDICTION SYSTEM

| Yr | Mon | Tmax (°C) | Mean Tmax (°C) | Tmax Dev. | Tmin | Mean Tmin | Tmin Dev./anom | Total Temp Dev./Anom. | R/fall (mm) | Temp Dev. Filters | R/fall Filter | Multiplicative Model |
|------|-----|-----------|----------------|-----------|------|-----------|----------------|-----------------------|-------------|-------------------|---------------|----------------------|
| 2022 | 12 | 24.3 | 24.7 | 0.6 | 11.8 | 10.8 | 1.0 | 1.6 | 167.1 | 2 | 0 | 0 |
| 2023 | 01 | 26.4 | 23.3 | 0.1 | 8.9 | 10.9 | -2.0 | 2.1 | 17.8 | 5 | 0 | 0 |

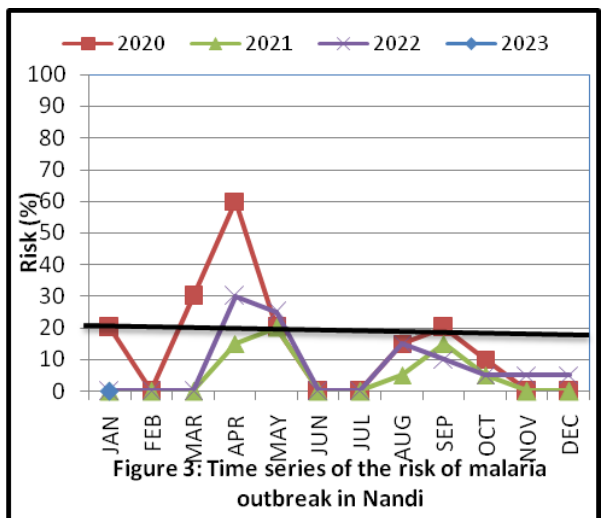
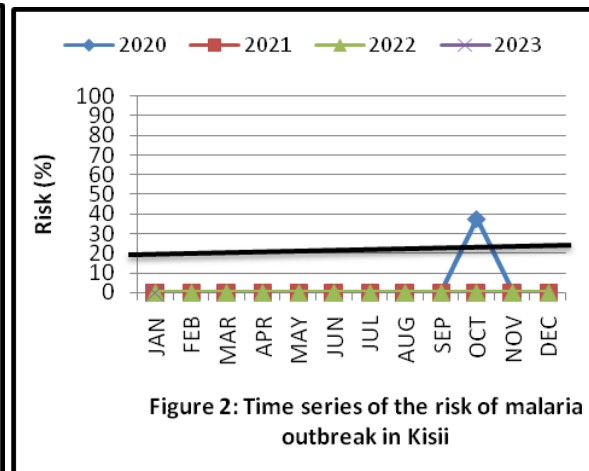
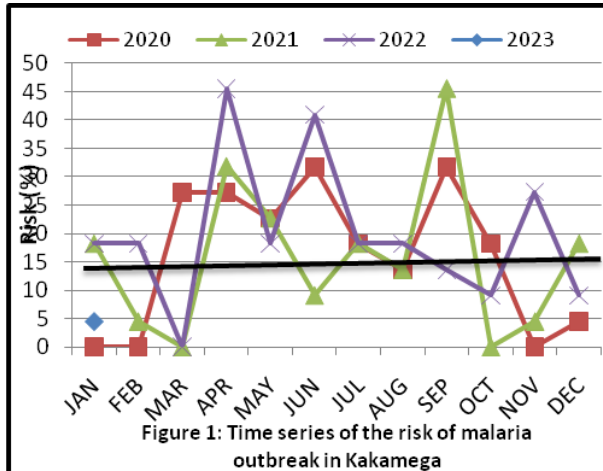
The maximum temperature in Nandi increased from 24.3°C in December 2022 to 26.4°C in January 2023. This observation in January 2023 for Nandi

Box 3:

For Nandi, epidemic threshold level is 20%.

was positive (0.1°C above the mean of the month). Rainfall decreased from 167.1mm in December 2022 to 17.8mm in January, 2023. The January, 2023 multiplicative model percentage risk for malaria was Nil.

Hence, there is low risk of malaria epidemic in Nandi in the month of February and March, 2023. (See Figure 3)



Dr Gikungu
DIRECTOR, KENYA METEOROLOGICAL DEPARTMENT